



# CITY MANAGER'S REPORT

JUNE 4, 2025

*REPORTING MONTH - APRIL 2025*

Edward Silva, R.A.

# MANAGER'S REPORT JUNE 4, 2025

## FINANCE DEPARTMENT

### April


#### Manager's Reportable Checks

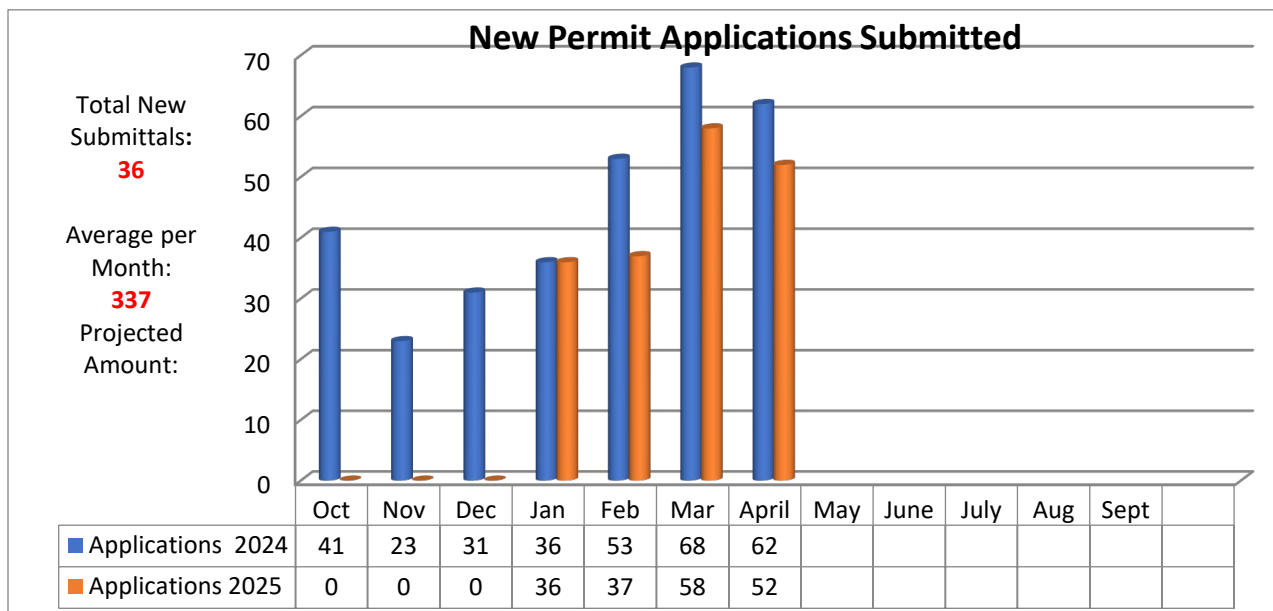
DATE	CHECK NO.	VENDOR	AMOUNT
4/2/2025	ACH-25091162541	FLORIDA RETIREMENT SYSTEM	\$103,813.56
4/4/2025	1035	JOHN BELL CONSTRUCTION INC	\$661,739.93
4/4/2025	5984	MIAMI-DADE WATER & SEWER DEPT.	\$78,499.48
4/7/2025	908	FREEBEE	\$12,020.00
4/7/2025	907	FREEBEE	\$12,020.00
4/10/2025	ACH-25041081362	FLORIDA DEPARTMENT OF REVENUE	\$27,556.00
4/10/2025	ACH-25041081364	FLORIDA DEPARTMENT OF REVENUE	\$24,236.00
4/10/2025	18474	GEMRT CPAs	\$19,291.25
4/10/2025	18476	WEX BANK	\$12,416.23
4/15/2025	2842	MIAMI-DADE COUNTY SOLID WASTE MANAGEMENT	\$10,907.56
4/16/2025	18490	ROBERT HALF	\$35,000.00
4/16/2025	ACH-25041681523	FLORIDA DEPARTMENT OF REVENUE	\$29,400.00
4/16/2025	ACH-25041681522	FLORIDA DEPARTMENT OF REVENUE	\$24,402.00
4/22/2025	18495	FMIT	\$107,733.26
4/22/2025	2105	GREATER MIAMI CATERER INC	\$22,296.72
4/23/2025	5990	MAGGOLC INC	\$298,594.15
4/23/2025	5991	MIAMI-DADE WATER & SEWER DEPT.	\$99,566.45
4/28/2025	ACH-209803802	FLORIDA DEPARTMENT OF REVENUE	\$14,276.00
4/28/2025	18508	GEMRT CPAs	\$13,000.00
4/28/2025	2843	MIAMI-DADE COUNTY SOLID WASTE MANAGEMENT	\$12,314.34
4/28/2025	2112	MIAMI-DADE COUNTY SOLID WASTE MANAGEMENT	\$12,314.34

# MANAGER'S REPORT JUNE 4, 2025

## BUILDING DEPARTMENT

### April

 Service Description	Prior Month	Prior Month	Prior Month	Prior Month	Prior Month	Prior Month	Fiscal Year to Date FY 2024-25
	OCTOBER-DECEMBER 2024	JANUARY 2025	FEBRUARY 2025	MARCH 2025	APRIL 2025		
<b>PERMITS ISSUED</b>							
Building Permits	81	27	36	46	38		228
<b>TOTAL PERMITS</b>	<b>81</b>	<b>27</b>	<b>36</b>	<b>46</b>	<b>38</b>		<b>228</b>
Permits for New Houses	0	0	0	0	0		0
Permits for New Commercial	0	0	0	0	0		0
<b>0</b>							
Building & Roofing	162	108	71	112	90		543
Zoning (Building)	65	19	14	23	41		162
<b>TOTAL INSPECTIONS</b>	<b>227</b>	<b>127</b>	<b>85</b>	<b>135</b>	<b>131</b>		<b>705</b>
<b>0</b>							
New Cases Open	0	0	0	0			0
Special Master (Hearing) Cases	0	0	0	0			0
Active Cases	0	0	0	0			0
<b>TOTAL CASES</b>	<b>0</b>	<b>0</b>	<b>0</b>	<b>0</b>			<b>0</b>
Certificates of Occupancy	0	0	0	0	0		0
Certificates of Use	59	8	6	5	28		106
<b>L CERT. OF OCCUPANCY/ USE</b>	<b>59</b>	<b>8</b>	<b>6</b>	<b>5</b>	<b>28</b>		<b>106</b>



# MANAGER'S REPORT JUNE 4, 2025

## COMMUNICATIONS

### April

- 11 FB Postings (including event and meeting postings)
- 207 FB Followers
- 07 Twitter Postings
- 520 Twitter Followers
- 3,244 Instagram Followers
- 168 New IG Followers
- 1,440 Constant Contact Contacts

#### Meetings:

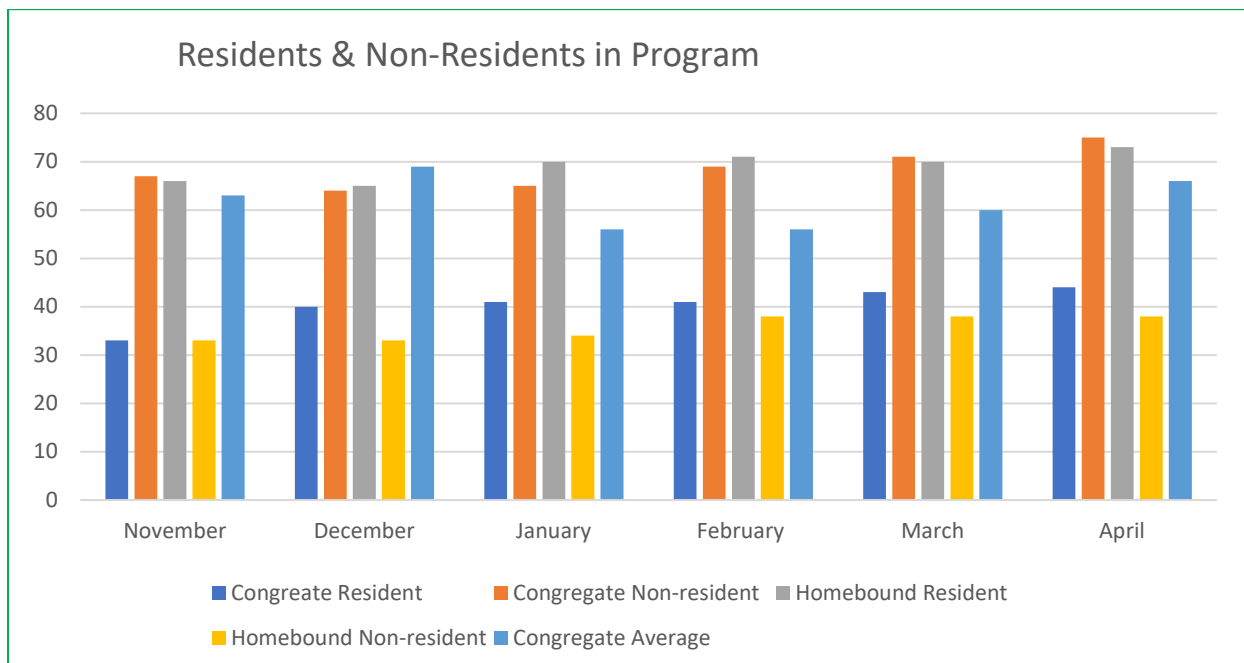
- 04/02/25 – Regular City Commission Meeting
- 04/02/25 - Recreation Advisory Board Meeting
- 04/10/25 - Police Crime Watch Meeting
- 04/11/25 - Special City Commission Meeting
- 04/16/25 - Recreation Advisory Board Meeting
- 04/28/25 – Code Enforcement Hearing

#### Events:

- 04/11/25 – Music Under the Stars
- 04/19/25 – Easter Eggstravagnza

## COMMUNITY CENTER

### April



# MANAGER'S REPORT JUNE 4, 2025

<b>Congregate</b>	<b>Homebound</b>	<b>Monthly Average</b>
100 Total Registered	99 Total Registered	63 Congregate in November
104 Total Registered	98 Total Registered	69 Congregate in December
106 Total Registered	104 Total Registered	56 Congregate in January
110 Total Registered	109 Total Registered	61 Congregate in February
114 Total Registered	108 Total Registered	60 Congregate in March
119 Total Registered	111 Total Registered	66 Congregate in April

## GRANTS

---

### April

- 1 New grant application prepared in April
  - United States Tennis Association- Tennis Court Renovations Program – Applied to build tennis courts (TOTAL \$200,000)
- 1 Grant approval received in April
  - Local Government Cybersecurity Grant Round 2 awardee – Services grant

Active grants list with updates:

- Vulnerability Assessment – Pending Closeout
- FRDAP - Cooper Park Exercise Equipment – In Progress
- EPA – Potable Watermain Improvements Project – Submitted reimbursement request
- FDEP-Potable Water System Improvements (Phase III) – Pending RFP to be advertised in mid-summer
- FRDAP - Recreation Center & Park Development – Preparing RFP to be advertised for several elements
- Department of Commerce (DOC) – Senior Activity Center – Submitted reimbursement request
- FRDAP – Cooper Park Path Widening – Preparing RFP to be advertised
- FDOT – Safe Streets for All (SS4A) – Preparing RFP to be advertised
- TPO – Bicycle & Pedestrian Safety Plan – In progress

### June Upcoming Events

- Prepare to resubmit the project application for the upcoming cycle of the Recreation Trails Program (RTP) for Cooper Park Enhancements to the restroom and splash pad installation
- Continue researching grant opportunities
- Preparing to submit grant applications and Semi-Annual Performance Reports
- Prepare to apply for the Implementation of Resilient Florida which funded the Vulnerability Assessment Study

# MANAGER'S REPORT JUNE 4, 2025

## PROCUREMENT:

### April

- April 15, 2025 Pre-Bid meeting held for RFP#2025-20-008 (West Miami Transportation Action Plan(SS4A))

### June Upcoming Events

- Solicitation to be Advertised Tuesday, June 17, 2025 – Cooper Park Walking Path Widening & Resurfacing ITB#2025-10-009

## IT

---

### April

- Tickets Opened: 27
- Tickets Closed: 24

#### **Tasks Complete:**

- Passport payment system improved and moved to Square.
- Redid City wide VOIP auto attendant to English-Spanish with AI.
- Police network improvement plan created and designed.

## PARKS

---

### April

#### **Rentals**

- 6 Multipurpose facility events
- 0 Pavilion Events

#### **Recreation Center**

- 11 and under Mini Pitch Soccer League at the City of Miami
- 12 and under Basketball League at the City of Miami
- 9 and under Basketball League at the City of Miami

#### **Field Rental**

- Monday & Wednesday – Miami Pro Baseball
- Tuesday & Friday – Dan Cabeda Soccer Academy
- Thursday – Adult Softball

#### **Community Center**

- 3 rentals

# MANAGER'S REPORT JUNE 4, 2025

## Cooper Park

- 5 rentals

## Garden Club

- 1 rental

## Events

- Futbol Con Corazon (FCC) Corporate Soccer Tournament
- Sculpture Unveiling – 62 Avenue & 18<sup>th</sup> Street

## POLICE

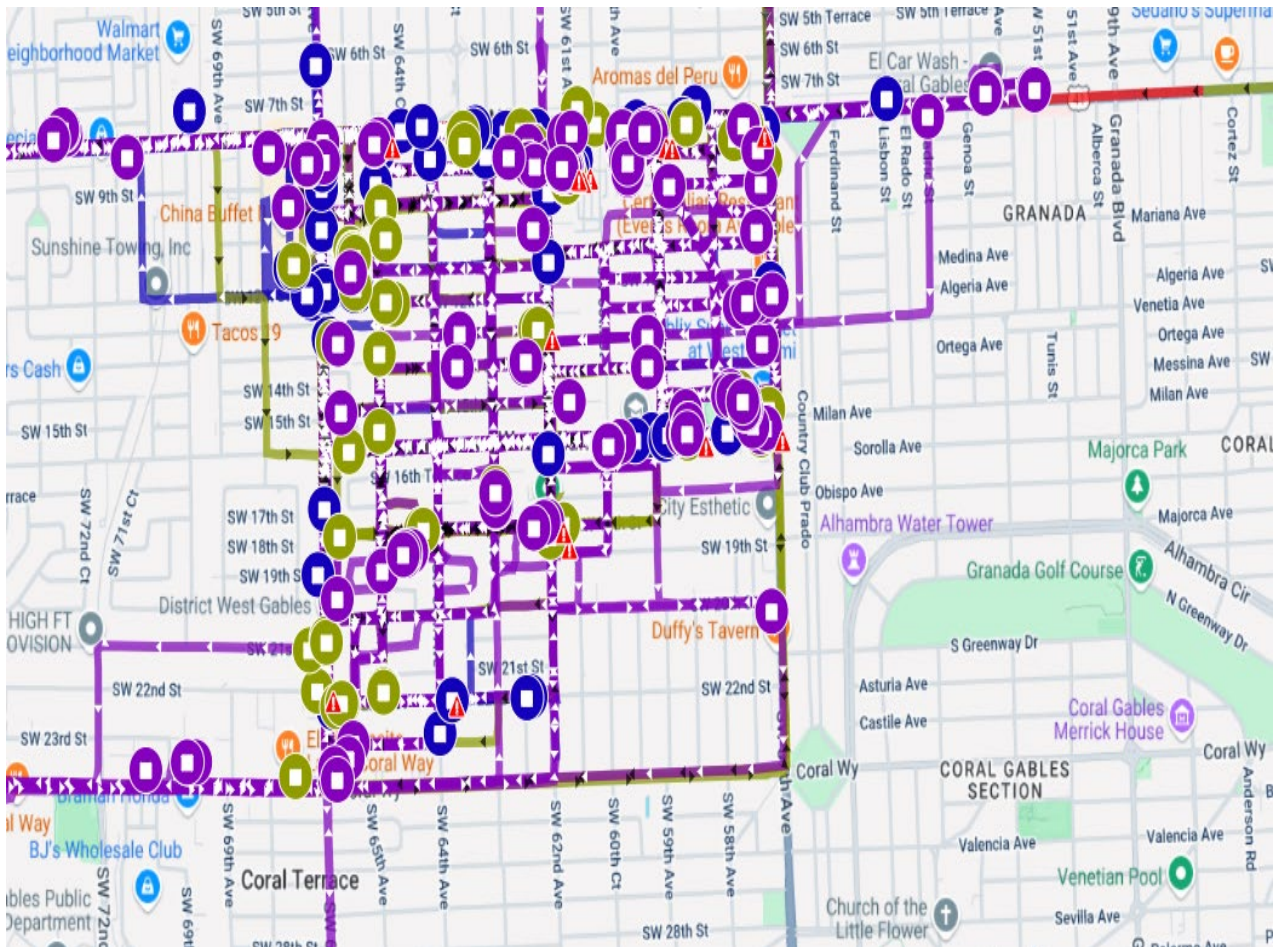
---

### April

- MDCACP Lunch 04/02/25
- Commission Meeting 04/02/25
- CABA Pig Roast 04/05/25
- Autism Filming 04/10/25
- Crime Watch Meeting 04/10/25
- Special Commission Meeting 04/11/25
- Salsa Under the Stars 04/11/25
- 200 Club Dinner 04/15/25
- Easter Egg Hunt 04/19/25
- Independent Inspector General Meeting 04/21/25
- MDCACP Peer Support 04/22/25
- MDCACP Dinner 04/23/25
- Law Enforcement Memorial Breakfast 04/30/25
- NRU attended the following events:
  - 04/02 Commission Meeting
  - 04/09 Autism caravan
  - 04/10 Autism awareness filming with Vice-Mayor
  - 04/10 Crimewatch meeting
  - 04/11 Music Under the Stars Event
  - 04/19 Easter Event
  - 4/21 Somerset Threat assessment meeting via zoom
  - 4/23 MDCACP Dinner
  - 4/15 CIT meeting via zoom
  - Somerset DARE classes
  - Sylvania DARE classes
  - Business Contacts: 116
  - Citizen Contacts: 03
  - 2 Parking citations
  - 2 Traffic warnings
- Crimes/Calls for Service:

# MANAGER'S REPORT JUNE 4, 2025

- 00 Robbery
- Burglary
  - 0 Dwelling/Structure
  - 1 Conveyance
- 01 Auto Theft
- 09 Theft
- 28 Disturbances
- 01 Baker Act
- 00 Assault/Battery
- 00 Agg. Battery/Agg Assault
- 42 Traffic Arrests
- 21 Traffic Crashes
- 277 Traffic Citations
- 120 Parking Citations
- 138 Total Calls
- 63 Total Crimes
- 13,892 Patrol Miles



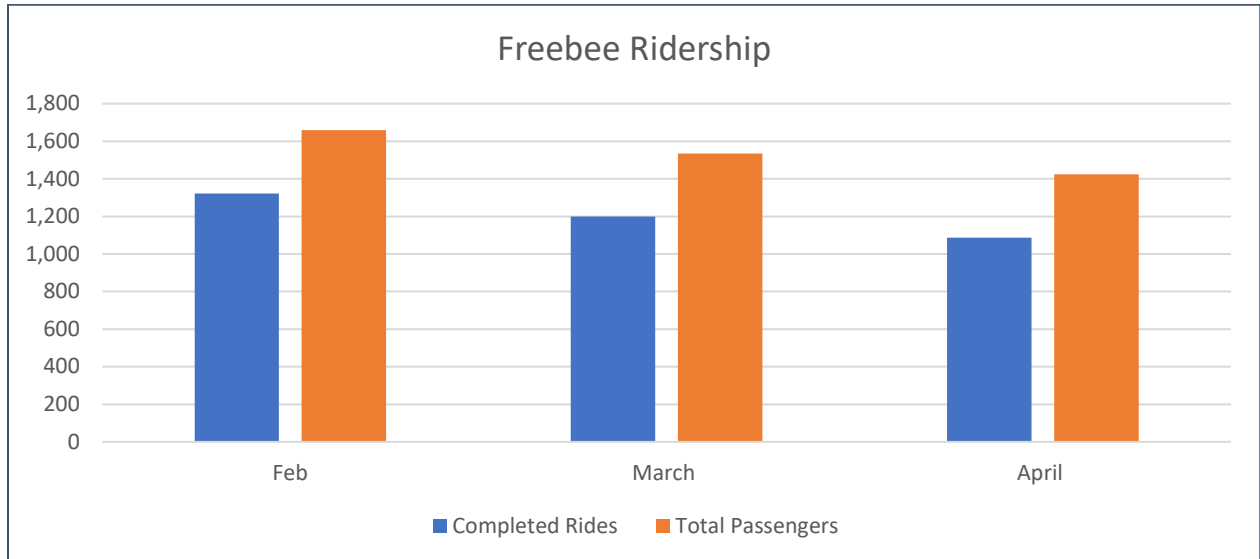
Patrol Map - April

## PUBLIC SERVICES

### April

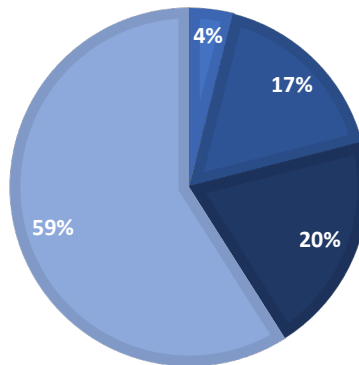
#### **FREEBEE Ridership**

- Completed Rides: 1,086
- Total Passengers: 1,424



#### **PASSENGER AVERAGE AGE FOR JANUARY**

■ Under 20 years old ■ 21-34 years old ■ 35-50 years old ■ Over 51 years old



There was an overall 113 decrease in Completed Rides and a 110 decrease in Total Passengers from March to April.

#### **FACILITIES MAINTENANCE DIVISION**

- Assisting John Bell Construction with RFI's and submittal and questions pertaining to the construction of the New Multi-Generational Center.
- Repair water fountain on Sylvania.

# MANAGER'S REPORT JUNE 4, 2025

- Clean air vents at Rec. Center and replace the air filters.
- Maintenance of exercise equipment at Cooper Park.

## **FLEET MAINTENANCE**

- The Vac Truck is out of service – the Vac Truck will be towed to Miller 40 to be rewired.
- Repaired the air conditioner and replaced tires to old passenger bus.
- Reviewing repairs to the backup garbage truck.
- Weekly fleet maintenance report is ongoing.

## **Landscape Maintenance**

- Performed maintenance at all traffic circles and applied herbicide.
- Added sprinkler at traffic circle.

## **City Events**

- Music Under the Stars
- Easter

## **Work Orders**

- There were 15 tickets closed for tree trimming requests.
- There were 3 tickets closed for the pressure cleaning request.
- There was 1 ticket closed for the removal of damaged or diseased trees.

## **Storm Water**

- Drain clearing by hand – removing leaves and trash from the grates for better filtration.

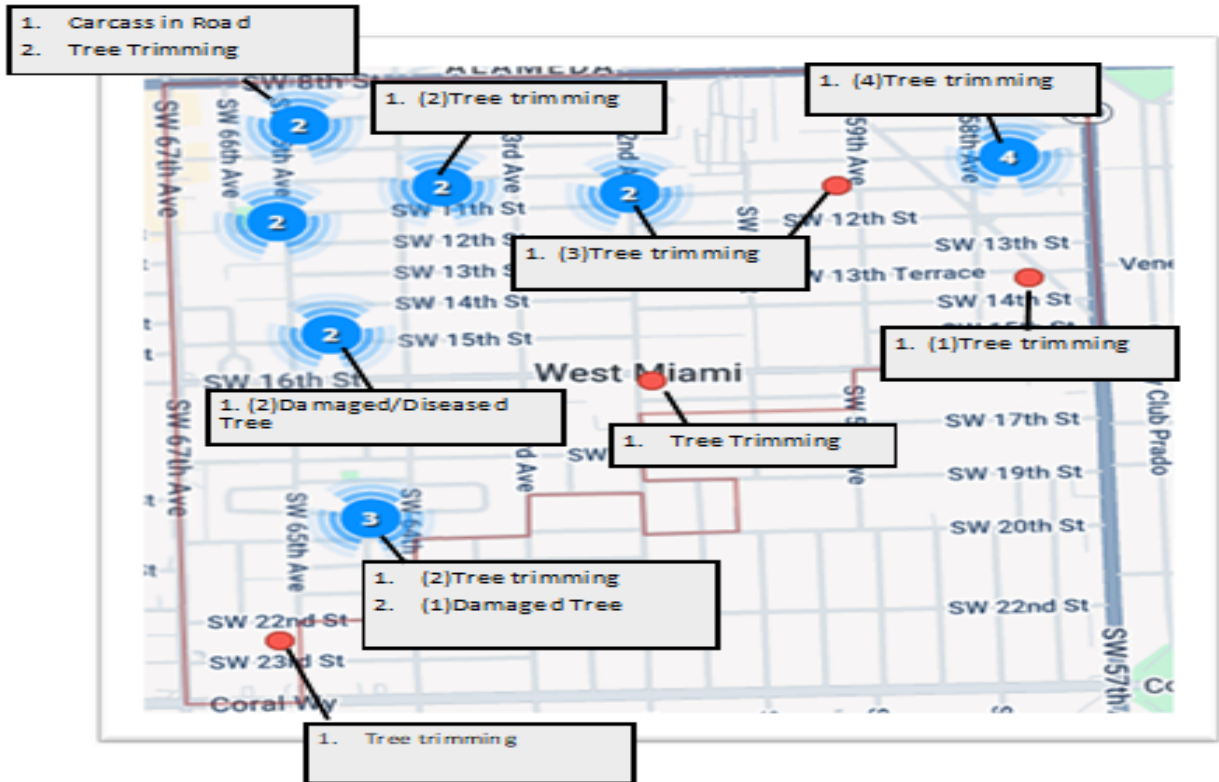
## **Sanitation**

- Regular pick-up schedule continues.

## **Code Enforcement**

- |                              |   |
|------------------------------|---|
| • Noxious Nuisance           | 1 |
| • Blight Residential         | 4 |
| • Construction No Permit     | 2 |
| • General R-1 Regulations    | 2 |
| • Driveway & Approach        | 3 |
| • Building Nuisance (c)      | 1 |
| • Shrubs Over Sidewalk       | 1 |
| • Violation of Other Animals | 1 |

# MANAGER'S REPORT JUNE 4, 2025



## Resolutions

### April

- Resolution #2025-16 – Medicare Supplement Former Elected Officials
- Resolution #2025-17 – Autism Decal Program
- Resolution #2025-18 – Development Disabilities Awareness Month
- Resolution #2025-19 – Florida Friendly Landscaping
- Resolution #2025-20 – Women’s History Month
- Resolution #2025-21 – Baby Changing Stations
- Resolution #2025-22 – Streamline Permit Process
- Resolution #2025-23 – Water Fluoridation with Amendments
- Resolution #2025-24 – Adding Banking Signatures – Cody McCall
- Resolution #2025-25 – Support of House Bill 929 - Firefighters
- Resolution #2025-26 – Open Dining Considerations
- Resolution #2025-27 – Support of Gov. DeSantis and DOGE Team
- Resolution #2025-28 – Supporting Camping World CEO Marcus Lemonis
- Resolution #2025-29 – Naming Section of 11 Street Margarita and Alicia Denis

# MANAGER'S REPORT JUNE 4, 2025

## Ordinances

### April

- Ordinance #2025-03 – Operation of Gold Carts
- Ordinance #2025-04 – Dog Waste Regulations
- Ordinance #2025-05 – Cost Recovery
- Ordinance #2025-06 – Shannon Melendi – Background Checks

## FROM THE MANAGER'S OFFICE

---

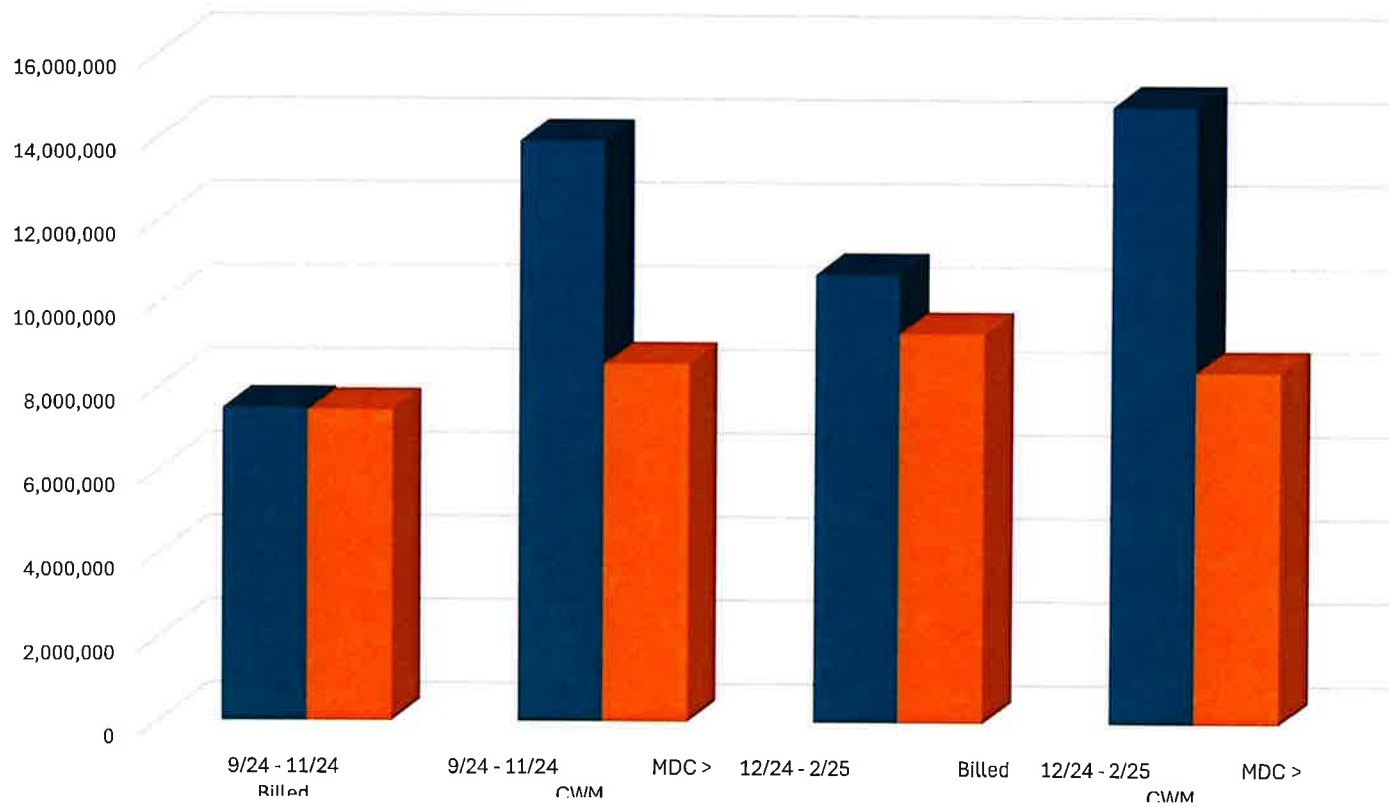
Please refer to the following pages:

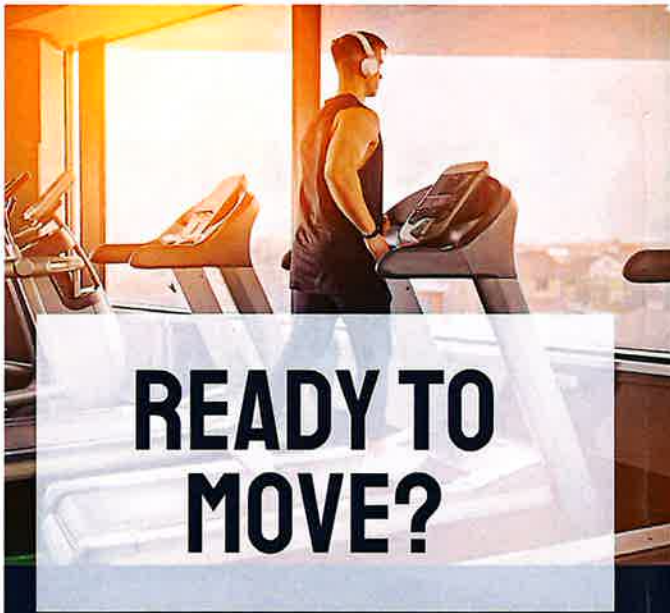
- Water Comparison
- Gym Flyer
- The Miami-Dade County Property Appraiser estimated taxable values

City of West Miami

	9/24 - 11/24 Billed	9/24 - 11/24 MDC > CWM	Cubic Feet Under Billed		12/24 - 2/25 Billed	12/24 - 2/25 MDC > CWM	Cubic Feet Under Billed	% Under Billed
<b>Water</b>	7,487,437	13,900,000	6,412,563	-46%	10,725,122	14,775,500	4,050,378	-27%
<b>Sewer</b>	7,438,710	8,563,884	1,125,174	-13%	9,318,690	8,416,702	-901,989	11%

Billed V. Meter Reading in Cubic Feet







# READY TO MOVE?

## GET IN TOUCH

 parksandrecreation@cityofwestmiami.gov

 305-261-5566

 West Miami Recreation Center  
1700 SW 62<sup>nd</sup> Ave, West Miami, FL 33155

[HTTPS://CITYOFWESTMIAMI.GOV](https://cityofwestmiami.gov)



**WEST MIAMI GYM**  
MOVE. CONNECT. THRIVE.



# WELCOME TO YOUR FITNESS FUTURE

## HOURS OF OPERATION

DAYS	HOURS
Monday-Friday	7:00 AM - 10:00 PM
Saturday-Sunday	8:00 AM - 5:00 PM





**WEST MIAMI GYM**  
MOVE. CONNECT. THRIVE.

# YOUR FITNESS OUR COMMUNITY

## OPENING SEPTEMBER 2025

Be among the first 100 members to join the West Miami Gym and enjoy 10% off your membership!

## BRAND-NEW BUILT FOR YOU

### MODERN CARDIO & STRENGTH EQUIPMENT

Access top-tier treadmills, ellipticals, free weights, and more in our state-of-the-art gym, built for all fitness goals.

### GROUP FITNESS CLASSES\*

Join fun, inclusive classes like yoga, Pilates, and cycling, designed for every fitness level to keep you motivated.

### PERSONAL TRAINING SERVICES\*

Get tailored fitness plans with expert trainers who guide you to achieve your goals, one-on-one.

### BABYSITTING SERVICES\*

Enjoy your workout worry-free with our safe, supervised babysitting for kids, available during select hours.

**\*These services are available at an additional cost and are not included in the membership fee.**

## JOIN TODAY FOR A HEALTHIER TOMORROW



## PLANS THAT FIT YOUR LIFE

Choose from affordable membership plans tailored to your needs. Visit [cityofwestmiami.gov](http://cityofwestmiami.gov) for details and find the perfect plan for you!

**PROPERTY APPRAISER  
OF MIAMI-DADE COUNTY**

2025 Estimated Taxable Values by Taxing Authority

JUNE 1, 2025



TAXING AUTHORITY	2024 PRELIMINARY TAXABLE VALUE	2025 ESTIMATED TAXABLE VALUE BEFORE NEW CONSTRUCTION	PERCENT CHANGE	NEW CONSTRUCTION	2025 JUNE 1ST ESTIMATE	PERCENT CHANGE FROM 2024	NET VALUE CHANGE
01 MIAMI	94,135,310,116	100,330,000,000	6.6%	3,070,000,000	103,400,000,000	9.8%	9,264,000,000
0101 MIAMI ( DDA )	30,067,524,964	30,829,000,000	2.5%	1,671,000,000	32,500,000,000	8.1%	2,432,000,000
02 MIAMI BEACH	56,396,947,099	59,374,000,000	5.3%	926,000,000	60,300,000,000	6.9%	3,903,000,000
0201 MB NORMANDY SHORES	448,663,162	486,000,000	8.3%	1,000,000	487,000,000	8.5%	38,000,000
03 CORAL GABLES	24,572,659,959	25,855,000,000	5.2%	45,000,000	25,900,000,000	5.4%	1,327,000,000
04 HIALEAH	19,972,597,788	21,806,000,000	9.2%	294,000,000	22,100,000,000	10.7%	2,127,000,000
05 MIAMI SPRINGS	1,746,158,731	1,872,000,000	7.2%	14,000,000	1,886,000,000	8.0%	139,000,000
06 NORTH MIAMI	5,838,979,945	6,199,000,000	6.2%	101,000,000	6,300,000,000	7.9%	461,000,000
07 NORTH MIAMI BEACH	5,337,390,057	5,648,000,000	5.8%	32,000,000	5,680,000,000	6.4%	342,000,000
08 OPA-LOCKA	1,881,270,610	2,087,000,000	10.9%	13,000,000	2,100,000,000	11.6%	218,000,000
09 SOUTH MIAMI	2,840,371,000	3,086,000,000	8.6%	14,000,000	3,100,000,000	9.1%	259,000,000
10 HOMESTEAD	6,061,450,321	6,184,000,000	2.0%	216,000,000	6,400,000,000	5.6%	338,000,000
11 MIAMI SHORES	1,978,981,893	2,145,000,000	8.4%	5,000,000	2,150,000,000	8.6%	171,000,000
12 BAL HARBOUR	6,896,439,848	7,393,000,000	7.2%	7,000,000	7,400,000,000	7.3%	503,000,000
13 BAY HARBOR ISLANDS	2,096,671,178	2,171,000,000	3.5%	129,000,000	2,300,000,000	9.7%	203,000,000
14 SURFSIDE	4,751,579,117	4,934,000,000	3.8%	366,000,000	5,300,000,000	11.5%	548,000,000
15 WEST MIAMI	968,839,969	1,032,000,000	6.5%	3,000,000	1,035,000,000	6.8%	66,000,000
16 FLORIDA CITY	1,313,944,972	1,396,000,000	6.2%	148,000,000	1,544,000,000	17.5%	230,000,000
17 BISCAYNE PARK	413,440,290	464,000,000	12.2%	4,000,000	468,000,000	13.2%	54,000,000
18 EL PORTAL	308,737,677	344,000,000	11.4%	68,000,000	412,000,000	33.4%	103,000,000
19 GOLDEN BEACH	1,857,390,824	2,048,000,000	10.3%	22,000,000	2,070,000,000	11.4%	212,000,000
20 PINECREST	7,605,723,259	8,153,000,000	7.2%	147,000,000	8,300,000,000	9.1%	694,000,000
21 INDIAN CREEK	1,004,399,227	1,193,000,000	18.8%	44,000,000	1,237,000,000	23.2%	232,000,000
22 MEDLEY	5,795,357,513	6,322,000,000	9.1%	78,000,000	6,400,000,000	10.4%	604,000,000
23 N. BAY VILLAGE	1,621,816,894	1,806,400,000	11.4%	3,600,000	1,810,000,000	11.6%	188,000,000
24 KEY BISCAYNE	10,989,883,172	11,586,000,000	5.4%	14,000,000	11,600,000,000	5.6%	610,000,000
25 SWEETWATER	4,147,472,010	4,297,000,000	3.6%	103,000,000	4,400,000,000	6.1%	252,000,000
26 VIRGINIA GARDENS	407,136,571	412,900,000	1.4%	100,000	413,000,000	1.4%	5,000,000
27 HIALEAH GARDENS	2,306,977,258	2,506,000,000	8.6%	24,000,000	2,530,000,000	9.7%	223,000,000
28 AVENTURA	13,549,224,714	14,183,000,000	4.7%	17,000,000	14,200,000,000	4.8%	650,000,000
30 UNINCORPORATED	124,593,169,769	133,799,000,000	7.4%	1,601,000,000	135,400,000,000	8.7%	10,806,000,000
31 SUNNY ISLES BEACH	17,832,017,201	18,946,000,000	6.2%	154,000,000	19,100,000,000	7.1%	1,267,000,000
32 MIAMI LAKES	4,891,931,106	5,204,000,000	6.4%	26,000,000	5,230,000,000	6.9%	338,000,000
33 PALMETTO BAY	4,568,869,782	4,852,000,000	6.2%	18,000,000	4,870,000,000	6.6%	301,000,000
34 MIAMI GARDENS	8,753,114,373	9,462,000,000	8.1%	138,000,000	9,600,000,000	9.7%	846,000,000
35 DORAL	20,200,797,371	21,495,000,000	6.4%	305,000,000	21,800,000,000	7.9%	1,599,000,000
36 CUTLER BAY	4,030,385,853	4,293,000,000	6.5%	7,000,000	4,300,000,000	6.7%	269,000,000
<b>COUNTY-WIDE</b>	<b>471,525,736,521</b>	<b>503,573,000,000</b>	<b>6.8%</b>	<b>8,227,000,000</b>	<b>511,800,000,000</b>	<b>8.5%</b>	<b>40,274,000,000</b>
FIRE AND RESCUE	265,577,521,991	284,424,000,000	7.1%	3,876,000,000	288,300,000,000	8.6%	22,722,000,000
LIBRARY	420,820,016,675	448,998,000,000	6.7%	7,202,000,000	456,200,000,000	8.4%	35,379,000,000
SCHOOL BOARD	562,602,281,161	574,671,000,000	2.1%	8,229,000,000	582,900,000,000	3.6%	20,297,000,000
S FL WATER MNGT DIST	473,511,279,547	505,371,000,000	6.7%	8,229,000,000	513,600,000,000	8.5%	40,088,000,000
FL INLAND NAV DIST	473,511,279,547	505,371,000,000	6.7%	8,229,000,000	513,600,000,000	8.5%	40,088,000,000
THE CHILDREN'S TRUST	473,511,279,547	505,371,000,000	6.7%	8,229,000,000	513,600,000,000	8.5%	40,088,000,000