



CITY OF WEST MIAMI
901 S.W. 62nd AVENUE
WEST MIAMI, FL 33144

SIGN PERMIT

PROPERTY ADDRESS: 6400 S.W. 8th Street DATE: 09/20/2022
PROPERTY OWNER: 6400 Property, LLC PHONE: (305) 989-8454
APPLICANT: Andy Oquendo PHONE: (305) 970-0110
APPLICANT ADDRESS: 2400 West 3rd Court Hialeah, FL 33010
APPLICANT EMAIL: permitman@comcast.net
SIGN CONTRACTOR: Forever Signs, Inc. PHONE: (305) 885-3411
CONTRACTOR ADDRESS: 2400 West 3rd Court C.C.#: ES12001860
ENGINEER SEALING PLAN: Alejandro Vargas P.E. PHONE: (954) 439-0194
DESCRIPTION OF SIGN: Install Wall Signs on the North Elevation Illuminated

SIGN COST \$ 2,350.00

SIGNATURE OF APPLICANT [Handwritten Signature]

SIGN PERMIT APPLICATION PROCEDURE

All applications for a sign permit must be submitted to the Planning and Zoning Board for approval. Your application will be reviewed for compliance with Zoning Ordinance 282 before it is placed on the agenda of the next Planning and Zoning Board meeting.

All applications for a sign permit shall, at the time of filing, be submitted with the following requirements:

- 1. A plot plan/location drawing of entire property. For detached signs the parking spaces must be shown. The plan must be at a scale not less than one inch equals thirty feet (1" = 30').
2. A plan of the entire building depicting existing signs. This must be at a scale not less than one-eighth inch equals one foot (1/8" = 1').
3. Elevation drawings of proposed sign as it will appear on building or property (i.e. pole sign)
4. Seven color copies of a drawing of the proposed sign to an exact scale of three quarter inch equals one foot (3/4" = 1') or larger.
5. Photographs of existing buildings showing all elevations.
6. Material and exact color samples of proposed sign.

Incomplete applications will not be processed for the meeting agenda.

For Office Use Only

Approved Meeting Date

Disapproved Amount Due 75.00

Chairman of Planning and Zoning Board

Date Issued By Receipt # 129566 [Signature]

CITY OF WEST MIAMI
901 S.W. 62nd Avenue West Miami, FL 33144
(305) 266-1122
General Fund

DATE 10/5/2022 **129566**

RECEIVED FROM FOREVER SIGNS INC ck#1435

THE SUM OF 6400 SW 8 street DOLLARS \$ 75.00

FOR Sign Permit App for P+2 Mtg Oct-2022

AMOUNT OF ACCOUNT

AMOUNT PAID \$ 75.00

BALANCE DUE

CASH CHECK M.O. CREDIT CARD

BY M. Gibson

FOREVER SIGNS INC
2400 W 3RD CT
HALEAH, FL 33010-1439
(305) 885-3411

Bank of America
ACH R/T 063100277

09/21/2022

PAY TO THE ORDER OF

City of West Miami

Seventy Five and No cents

\$ 75.00

DOLLARS

MEMO

AUTHORIZED SIGNATURE



⑆001138⑆ ⑆063000047⑆ 898095418709⑆

1438

63-4/630 FL 4019

Details on Back.

Photo Safe Deposit®

NORTH ELEVATION

CHANNEL LETTERS



25'

85'



NIGHT VIEW



Visual reference

Sign Area

86.93 sqft

46"

270.6"



38.4"

24"

326"



Project: Univida Medical Center

Sales Rep: Robin Perez

Date: 7/15/2022

Scale: N/A

Add: 6400 SW 8 Street

info@foreversignsusa.net

305.885.3411

2400 W 3rd Ct, Hialeah, FL 33010

The customer is fully responsible for final proof and layout approval prior to the sign manufacturing or printing. Forever Signs shall NOT be liable for errors in a final product caused by misspelling or low resolution images send it by customers.

EAST ELEVATION

CHANNEL LETTERS ON RACEWAY



NIGHT VIEW

80'



177.8"

Sign Area

49.38 sqft

Existing Sign

Total Signs Area

102.12 sqft

3.5" (Ø)

108.5"

Medico Primario

Dental

Ultrasonido

Rayos X

Sign Area

52.74 sqft

10.6" (H)

70"

New Sign



Project: Univida Medical Center

info@foreversignsusa.net

Sales Rep: Robin Perez

Add: 6400 SW 8 Street

www.foreversignsusa.net

Date: 7/15/2022

Scale: N/A

305.885.3411

2400 W 3rd Ct, Hialeah, FL 33010

The customer is fully responsible for final proof and layout approval prior to the sign manufacturing or printing. Forever Signs shall NOT be liable for errors in a final product caused by misspelling or low resolution images send it by customers.


80'




Total Signs Area
102.12 sqft

Sign Area
49.38 sqft

Existing Sign



New Sign



NIGHT VIEW

NOTE: Raceway will be painted to match the wall

Project: Univida Medical Center

Sales Rep: Robin Perez Date: 2/9/2022 Scale: N/A

Add: 6430 SW 8 Street

info@foreversignsusa.net

305.885.3411


2400 W 3rd Ct, Hialeah, FL 33010

The customer is fully responsible for final proof and layout approval prior to the sign manufacturing or printing. Forever Signs shall NOT be liable for errors in a final product caused by misspelling or low resolution images send it by customers.



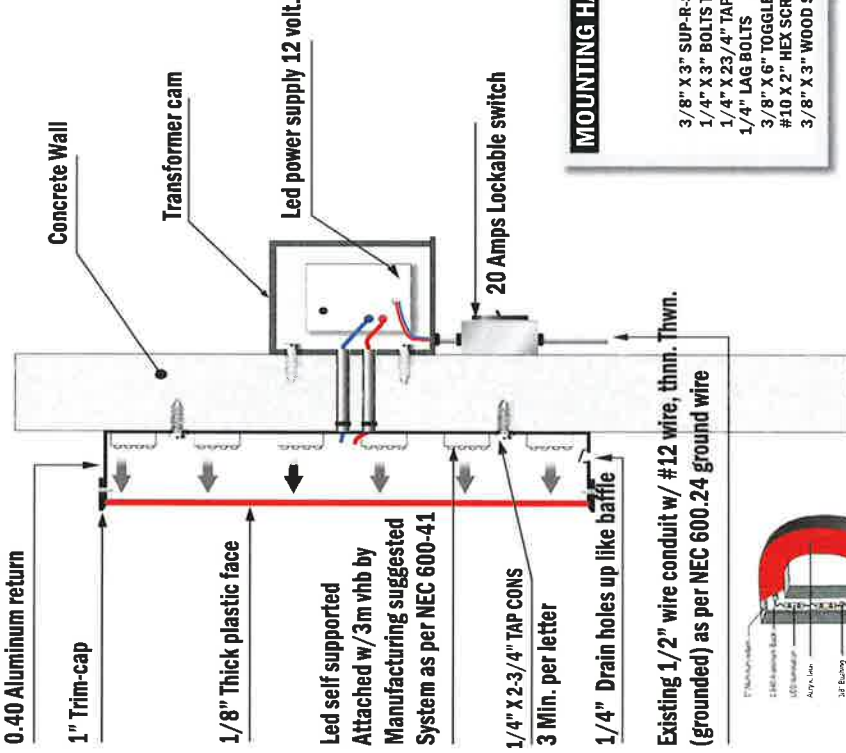
MOUNTING DETAILS

CHANNEL INDIVIDUAL LETTERS WITH LEI



ALEJANDRO VARGAS P.E.
 License # 63894
 1025 Cedar Falls Dr.
 Weston, FL 33327

(TRANSVERSAL VIEW)



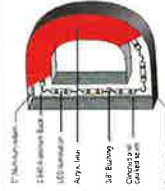
Concrete Wall

Transformer cam

Led power supply 12 volt.

20 Amps Lockable switch

Existing 1/2" wire conduit w/ #12 wire, thnn. Thwn. (grounded) as per NEC 600.24 ground wire



- 70/135/1 24.0 VDC power supply for up to 2.50 amps.
- AWG # 18/2 conductor, PVC jacketed, NEC type power limited tray cable. (PLTC) with UL Listing. Used for letter to letter jumpers or extension of Power supply lead up to 15'.
- AWG #14/2 conductor, PVC jacketed, NEC type power limited tray cable (PLTC) with UL Listing. Used for extension of power supply lead up to 50'.
- UL Listed for wet location or NEMA 3R box, min. dimensions 12"x12"x16", vented (if power supply is to be mounted in a location exposed to weather).
- Cable tie downs (plastic with double sided tape for mounting).
- 4" nylon zip ties.
- Wire nuts (ideal PIN #30-072 blue).
- Sheet metal screws (#8 or #10) or rivets (1/8" or 3/16") for mounting frames.
- Rags or shop towels.
- Silicone sealant
- 1/2" conduct connectors for power supply primary (water tight if mounting power Supply in a box outdoors).
- Disconnect switch for primary power shutoff (see figure 13) Red Dot S323E, Leviton 1451-1CP or equivalent. The location of the disconnect switch after installation shall comply with Article 600.6(A) (1) of the National Electrical Code.
- ALL ELECTRICAL COMPONENTS ARE U.L. LISTED AS PER NEC 600.3
- PRIMARY 120 VOLTS #12 WIRES BY OTHERS
- SIGN GROUNDING ACCORDING TO NEC 600.24 AND 600.7
- CODES IN EFFECT ARE NEC 2017/FBC2020, 7TH EDITION
- THE LOCATION OF THE DISCONNECT SWITCH AFTER INSTALLATION SHALL COMPLY WITH ARTICLE 600.6(A) (1) OF THE NATIONAL ELECTRICAL CODE
- EXISTING PRIMARY ELECTRICAL SOURCE
- (1/2" CONDUIT METAL SHOWN, WIRE #12
- 120 VOLTS NEC 600-6 & 600-21

This Design Complies With:
 2020 FBC 7th Edition
 And ASCE 7-16
 Wind Speed = **175** MPH
 Exposure = **C**



MOUNTING HARDWARE CHART/WALL

Material	Hardware
Masonry	• 3/8" X 3" SUP-R-SLEEVE
Wood	• 1/4" X 3" BOLTS THRU WALL
Metal	• 1/4" X 23/4" TAP CONS. ^{PLTC}
Concrete	• 1/4" LAG BOLTS
	• 3/8" X 6" TOGGLE BOLTS
	• #10 X 2" HEX SCREWS
	• 3/8" X 3" WOOD SCREWS

PANEL SCHEDULE

All electrical components are UL listed and approved
 All signs grounded according to article 600.3 of the N.E.C.

Panel No.	Panel Description	Panel Type	Panel Location	Panel Voltage	Panel Amps	Panel Breakers	Panel Notes
1	120V/1PH/1W	1	1	120V	20A	20A	120V/1PH/1W
2	120V/1PH/1W	1	2	120V	20A	20A	120V/1PH/1W
3	120V/1PH/1W	1	3	120V	20A	20A	120V/1PH/1W
4	120V/1PH/1W	1	4	120V	20A	20A	120V/1PH/1W
5	120V/1PH/1W	1	5	120V	20A	20A	120V/1PH/1W
6	120V/1PH/1W	1	6	120V	20A	20A	120V/1PH/1W
7	120V/1PH/1W	1	7	120V	20A	20A	120V/1PH/1W
8	120V/1PH/1W	1	8	120V	20A	20A	120V/1PH/1W
9	120V/1PH/1W	1	9	120V	20A	20A	120V/1PH/1W
10	120V/1PH/1W	1	10	120V	20A	20A	120V/1PH/1W

UL SPECIFICATIONS

Input Voltage: 12 V (DC)
 Module Level Power: 2.0 W/ft
 System Level Power: 2.25 W/ft
 Delivered Lumens: 150 Lm/ft
 System Efficacy: 66 Lm/W
 Viewing Angle: 120°
 Correlated Color Temp: 4000K
 L70 Calculate Lhrs: 99,000
 Operating Temperature: -40 to 140°



Underwriters Laboratories

LISTING MARKING SECTION LABEL
 SHOWN ON EACH LETTER AS PER DRAWING
 ELECTRIC SIGN No. BK (6 DIGITS)
 ONE BOX OF ONE BOX

NOTE: Time Clock and Photo Cell Required



Project: Univida Medical Center

Sales Rep: Robin Perez Date: 2/9/2022 Scale: N/A

Add: 6400 SW 8 Street

info@foreversignsusa.net

www.foreversignsusa.net

305.885.3411

2400 W 3rd Ct, Hialeah, FL 33010

The customer is fully responsible for final proof and layout approval prior to the sign manufacturing or printing. Forever Signs shall NOT be liable for errors in a final product caused by misspelling or low resolution images send it by customers.

